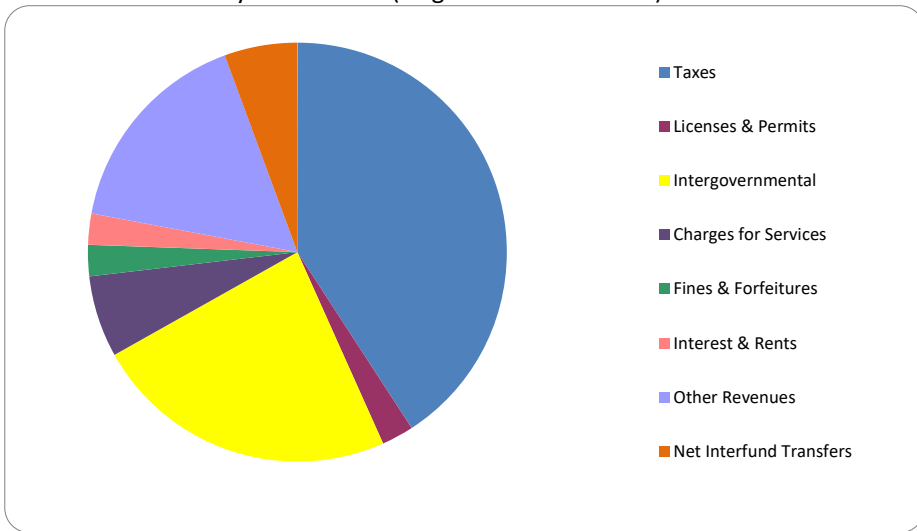


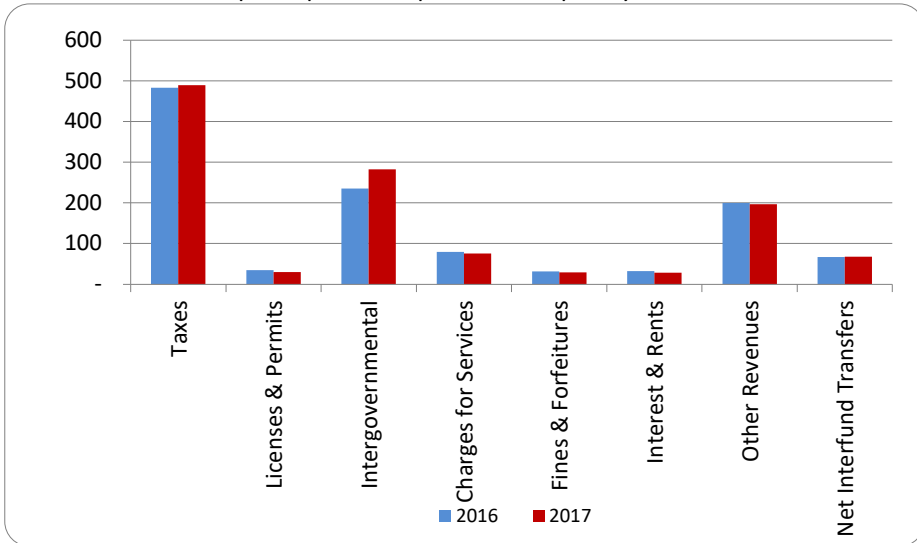
1. Where our money comes from (all governmental funds)



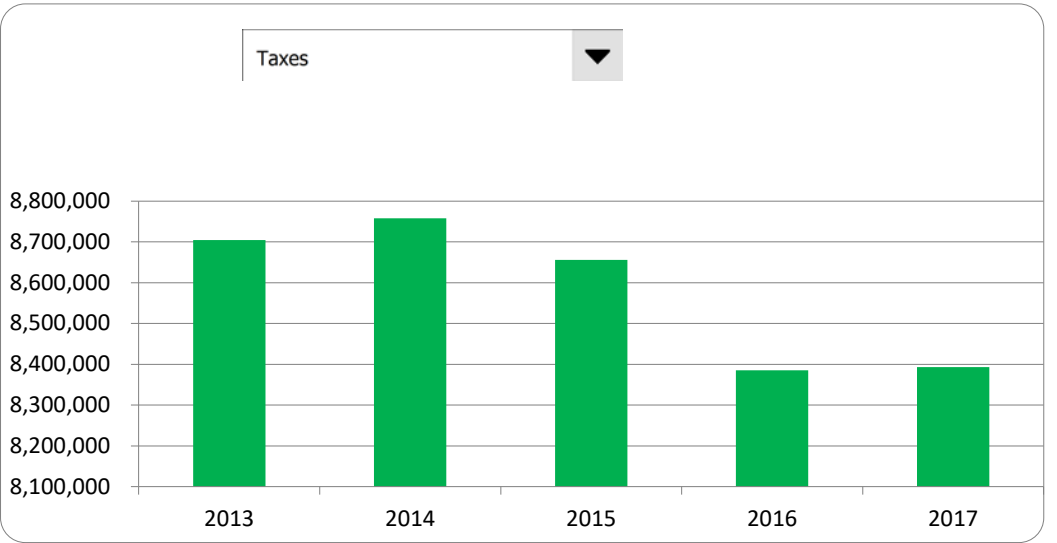
2. Compared to the prior year

	<u>2016</u>	<u>2017</u>	<u>% change</u>
Taxes	\$ 8,384,761	\$ 8,393,036	0.10%
Licenses & Permits	598,998	510,416	-14.79%
Intergovernmental	4,086,091	4,843,318	18.53%
Charges for Services	1,381,282	1,294,020	-6.32%
Fines & Forfeitures	548,742	496,264	-9.56%
Interest & Rents	560,907	492,849	-12.13%
Net Interfund Transfers	<u>1,162,415</u>	<u>1,155,036</u>	-0.63%
Total Revenues	\$ <u>16,723,196</u>	\$ <u>17,184,939</u>	2.76%

3. Revenue sources per capita - compared to the prior year



4. Historical trends of individual sources



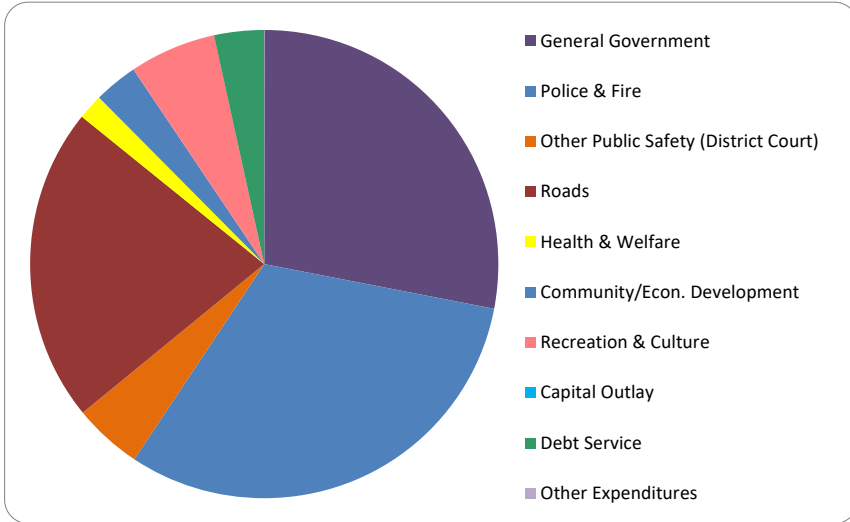
Commentary:

For more information on our unit's finances, contact Finance Department at (734) 722-2000.

CITIZEN'S GUIDE TO LOCAL UNIT FINANCES - City of Wayne (82-2300)

EXPENDITURES

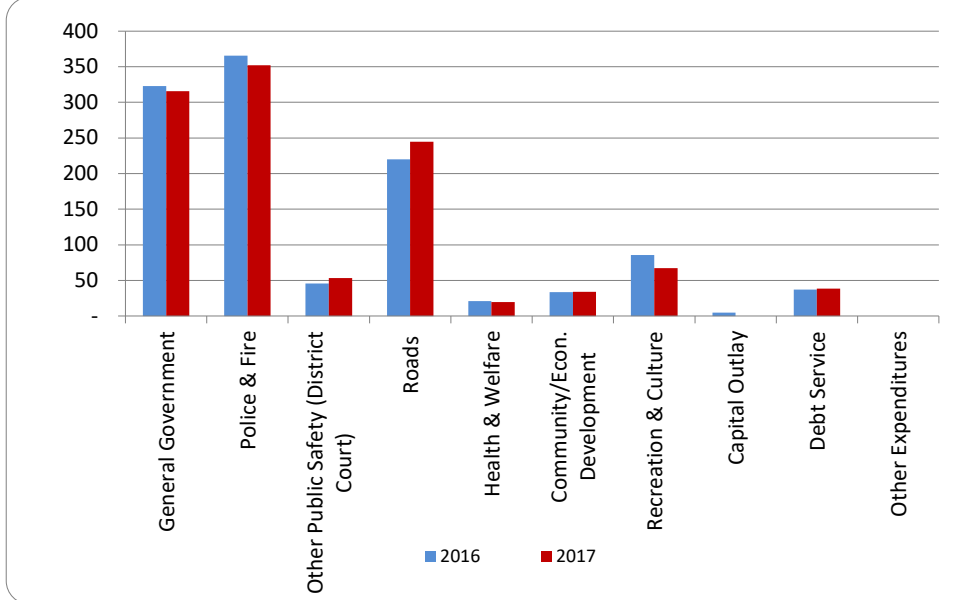
1. Where we spend our money (all governmental funds)



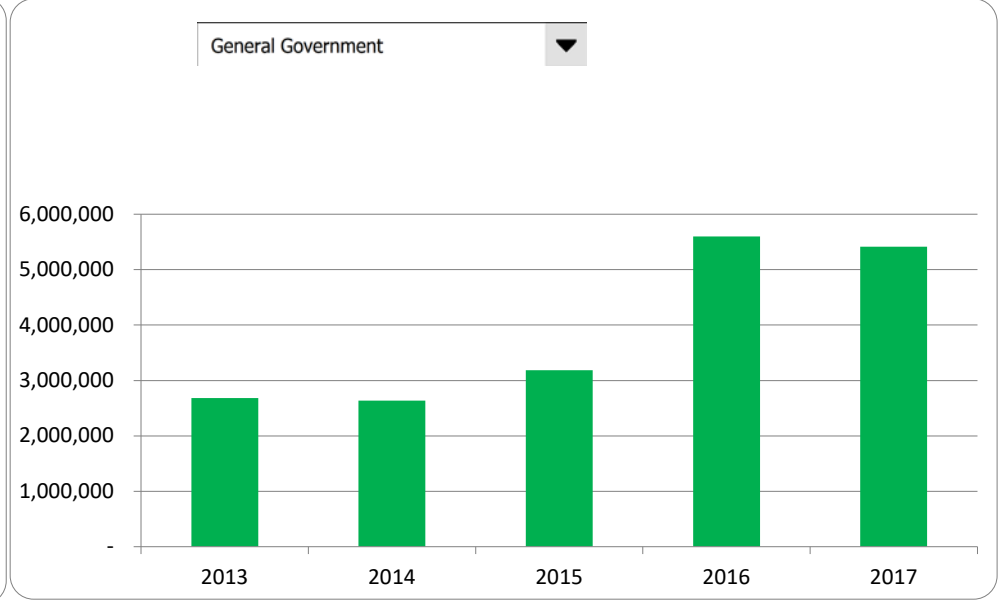
2. Compared to the prior year

	2016	2017	% change
General Government	\$ 5,599,900	\$ 5,416,240	-3.28%
Police & Fire	6,342,410	6,040,555	-4.76%
Other Public Safety (District Court)	789,621	912,732	15.59%
Roads	3,817,465	4,196,004	9.92%
Health & Welfare	360,017	338,883	-5.87%
Community/Econ. Development	582,163	581,097	-0.18%
Recreation & Culture	1,488,618	1,155,765	-22.36%
Capital Outlay	81,704	-	-100.00%
Debt Service	644,124	662,961	2.92%
Other Expenditures	-	-	N/A
Total Expenditures	\$ 19,706,022	\$ 19,304,237	-2.04%

3. Spending per capita - compared to the prior year



4. Historical trends of individual departments:



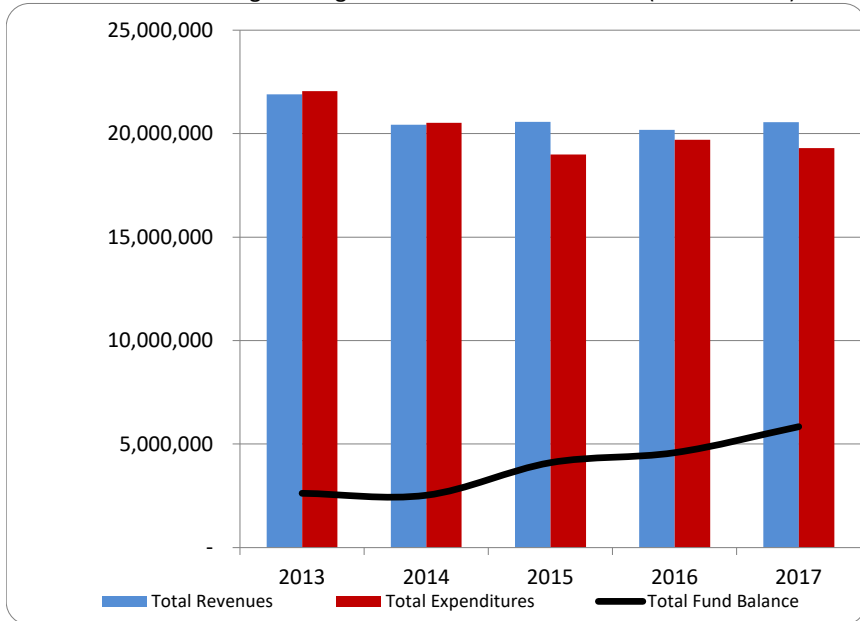
Commentary:

For more information on our unit's finances, contact Finance Department at (734) 722-2000.

CITIZEN'S GUIDE TO LOCAL UNIT FINANCES - City of Wayne (82-2300)

FINANCIAL POSITION

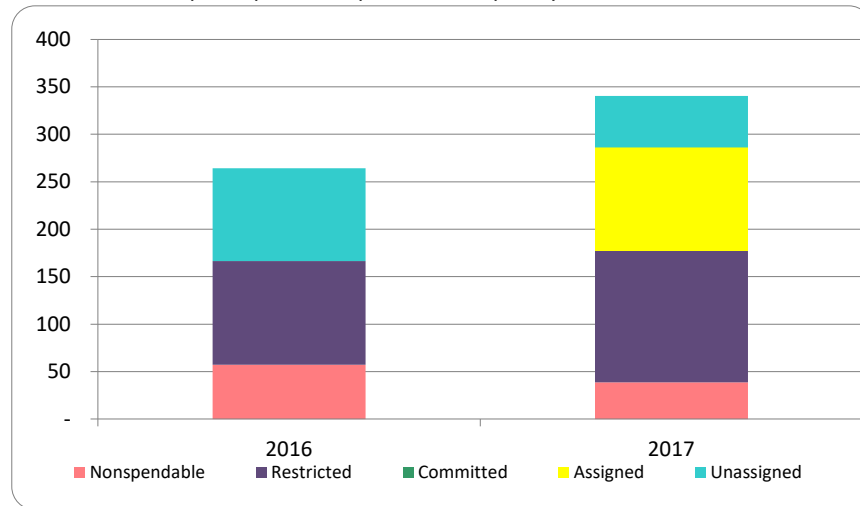
1. How have we managed our governmental fund resources (fund balance)?



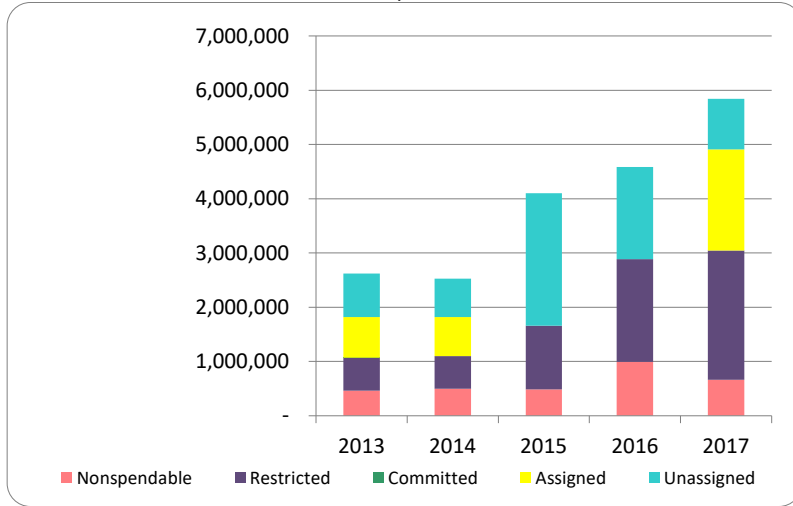
2. Compared to the prior year

	2016	2017	% change
Revenue	20,188,062	20,561,146	1.85%
Expenditures	19,706,022	19,304,237	-2.04%
Surplus (shortfall)	482,040	1,256,909	160.75%
Fund balance, by component:			
Nonspendable	993,885	660,833	-33.51%
Restricted	1,893,285	2,382,666	25.85%
Committed	-	-	N/A
Assigned	-	1,866,400	N/A
Unassigned	1,696,021	930,201	-45.15%
total fund balance	4,583,191	5,840,100	27.42%

3. Fund balance per capita - compared to the prior year



4. Historical trends of individual components



Commentary:

For more information on our unit's finances, contact Finance Department at (734) 722-2000.

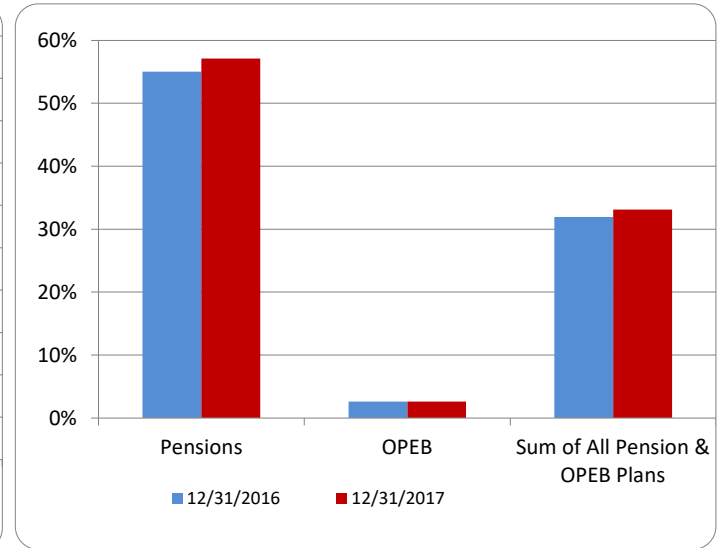
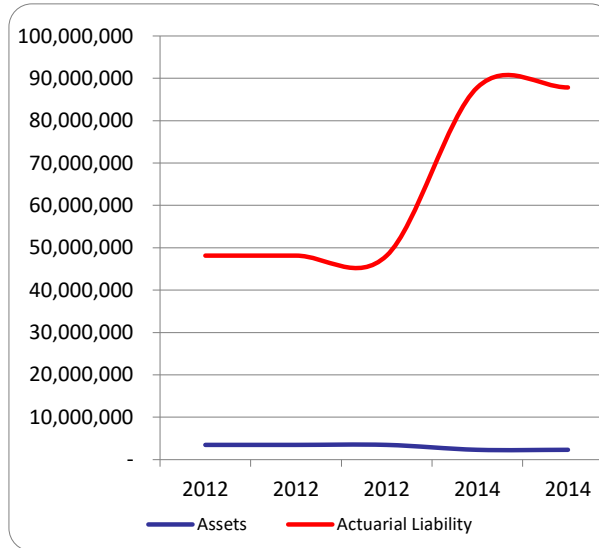
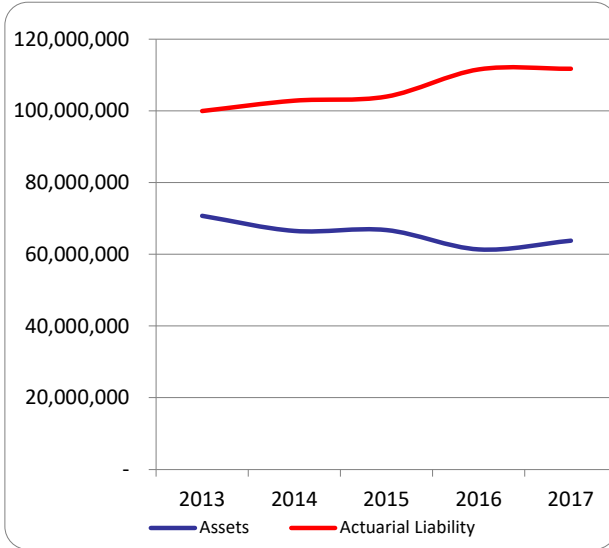
CITIZEN'S GUIDE TO LOCAL UNIT FINANCES - City of Wayne (82-2300)

OTHER LONG TERM OBLIGATIONS

1. Pension funding status

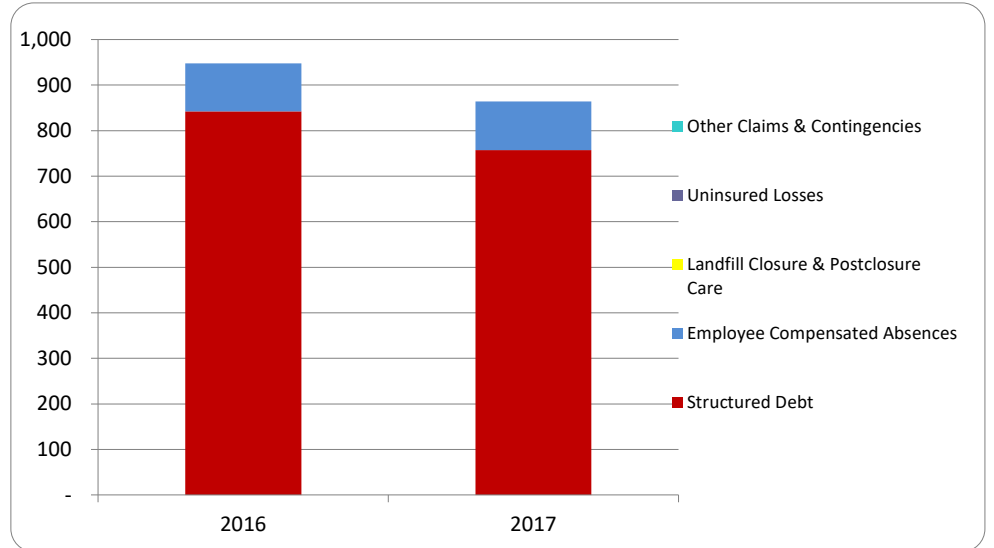
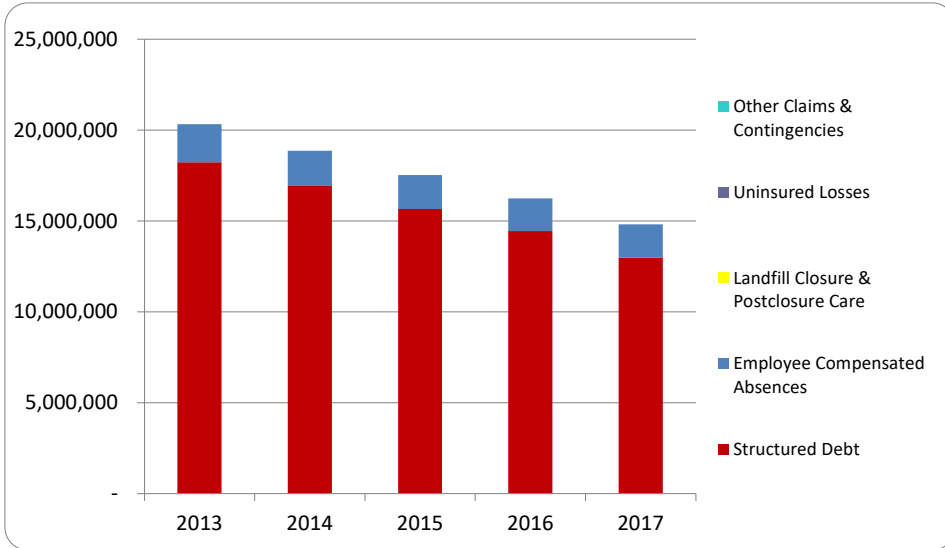
2. Retiree Health care funding status

3. Percent funded - compared to the prior year



4. Long Term Debt obligations:

5. Debt & other long term obligations per capita - compared to the prior year



Commentary: